



Greasing the Wheels of the Internet Economy

Fahd A. Batayneh | MENOG 15 | Dubai, UAE | 1 April 2015

Internet Users, Traffic, & International Capacity

Global Internet Users (Billion)

- 2000 → 0.50
- 2014 → 3.00
- 2020 → 5.00

Monthly Internet Traffic per User

- 2000 → 10 MB
- 2013 → 5 GB
- 2018 → 14 GB

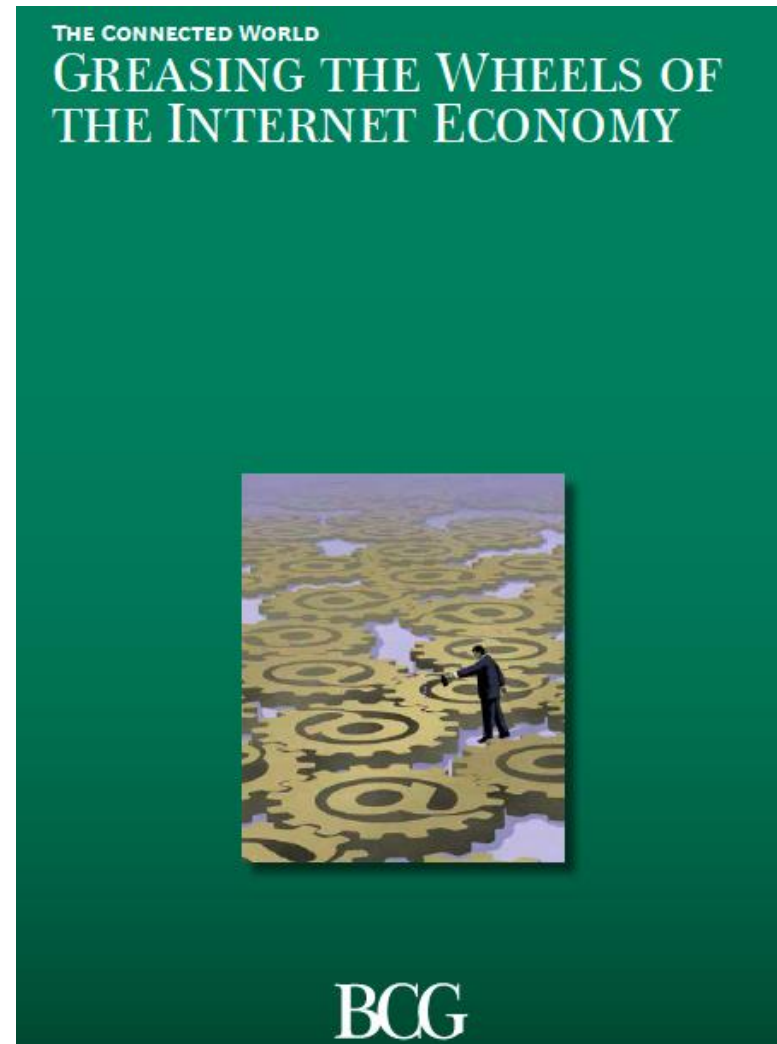
International Bandwidth Capacity

- 2008 → 14 Tbps
- 2014 → 137 Tbps

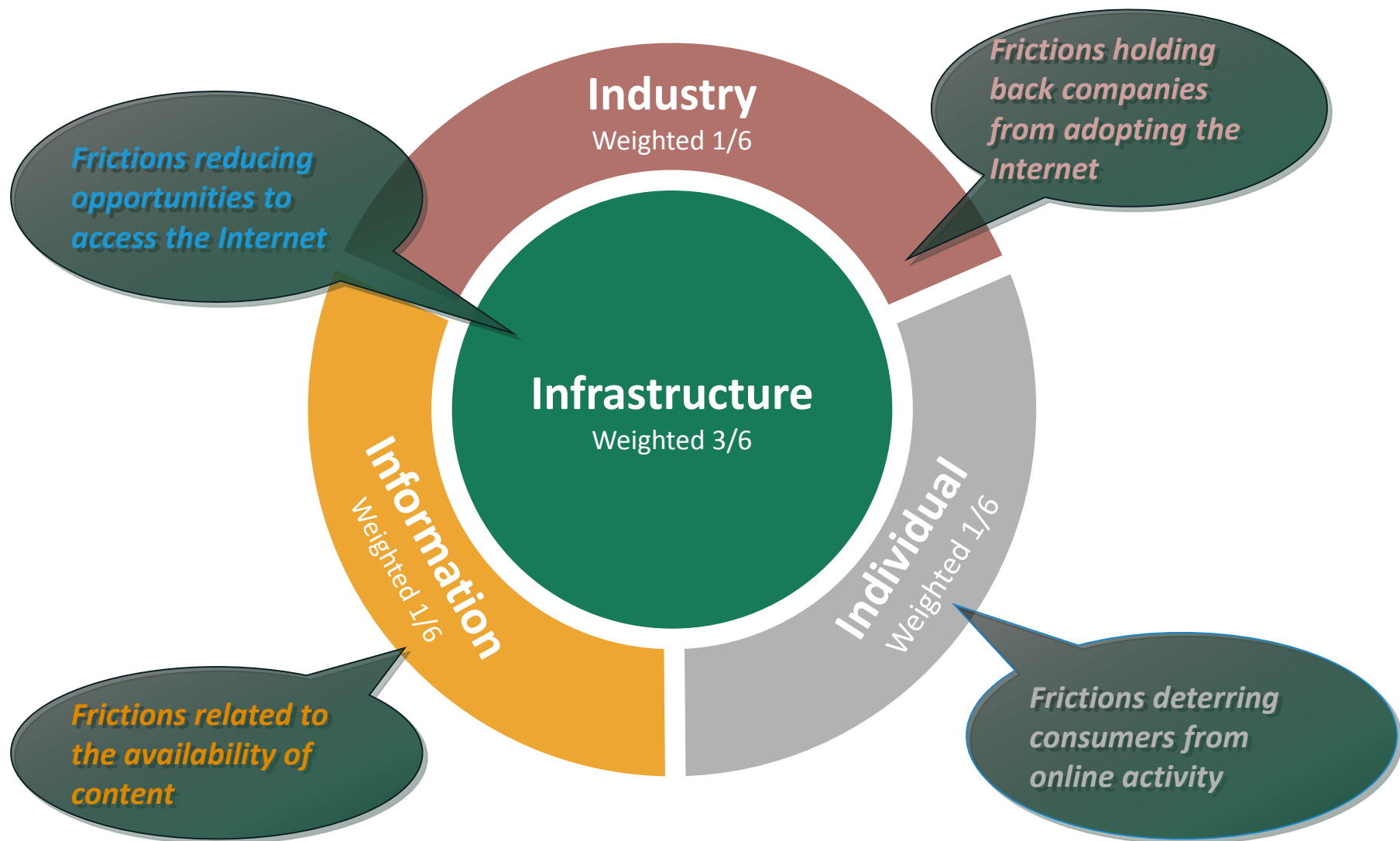
Academic Tool → Entertainment and Commerce → Critical Ubiquity

Greasing the Wheels of the Internet Economy

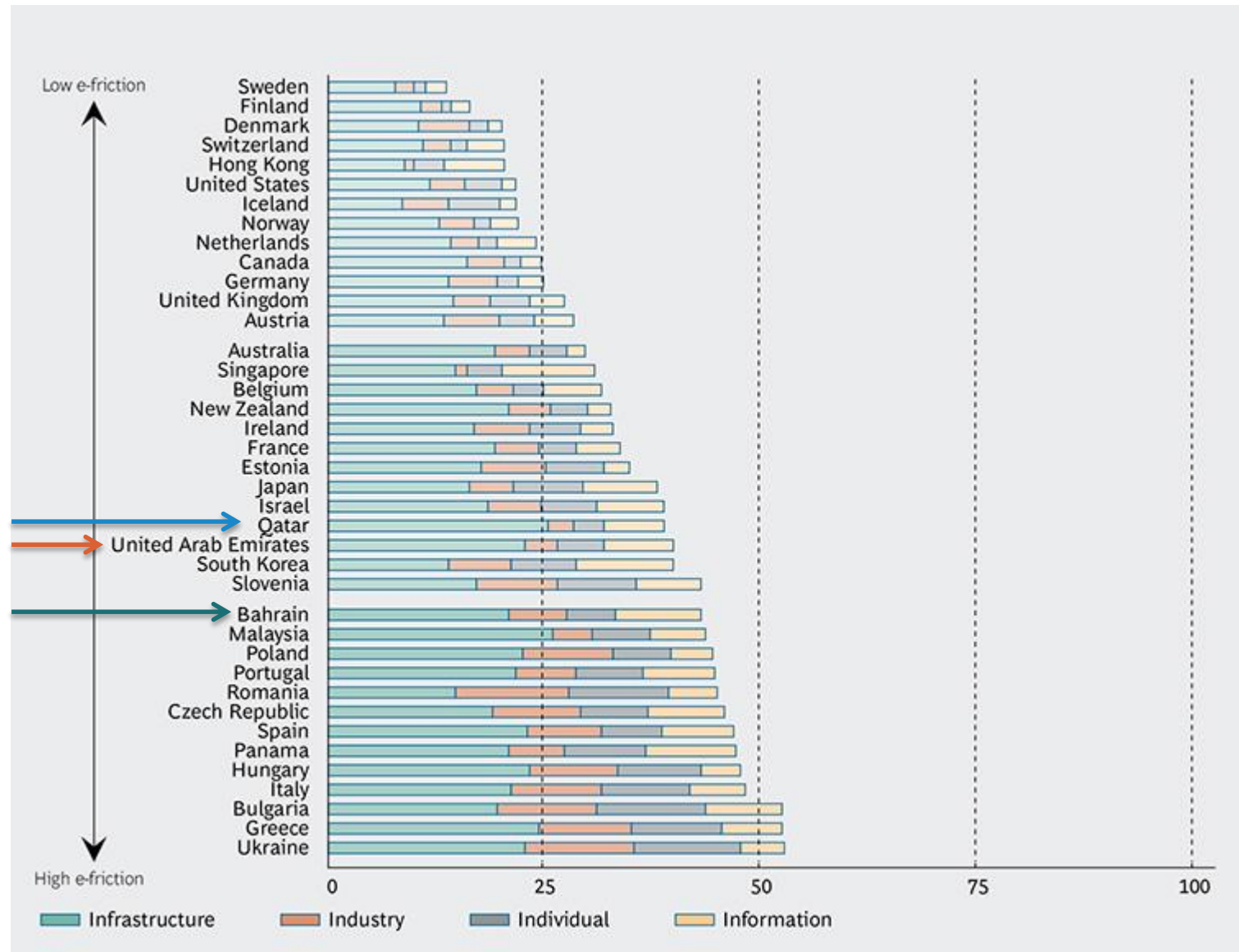
- ⊙ ICANN Commissioned the Boston Consulting Group (BCG) to conduct this study
- ⊙ Digitally-driven economic growth continues to be one of the few bright spots in a sluggish global economy



Main Sources of E-Friction



The BCG e-Friction Index (Top 39 Countries)



The United Arab Emirates (UAE)



Where to Find the Report?

<http://goo.gl/lmBDtr>

Engage with ICANN



Thank You and Questions

Fahd Batayneh

Email: fahd.batayneh@icann.org

Website: <http://icann.org/>



twitter.com/icann

[Twitter.com/icann_ar](https://twitter.com/icann_ar)



facebook.com/icannorg



linkedin.com/company/icann



youtube.com/user/icannnews



gplus.to/icann



weibo.com/ICANNorg



flickr.com/photos/icann



slideshare.net/icannpresentations